




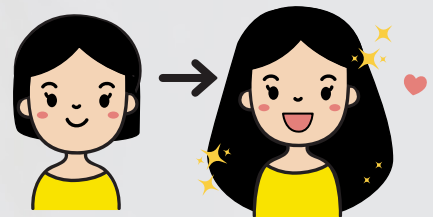
The 4 T's of Hair Extensions

Each "T" represents a critical factor in choosing the right hair extensions




1 Type

The method of application (Tape In, Keratin Tip, Microbeads, Weft)



2 Thickness

The volume or fullness the extensions add.



3 Texture

The feel and finish of the hair (silky, wavy, curly, etc.)



4 Tone

The color options and how well they blend with natural hair.



THE SHAMPOO LOUNGE

SALON • SPA • BARBER

Introduction to Hair Extensions

What Are Hair Extensions?

In simple terms, hair extensions are hair strand made from natural hair that are attached to a person's natural hair to enhance its length, volume, texture, or overall appearance. One of the most popular choices is HairShop.store hair extensions, known for their premium quality and natural look. Here are some key benefits of HairShop hair extensions:

- They provide a completely natural appearance.
- They have the longest lifespan compared to other human hair extensions.
- They are heat-resistant, dye-friendly, and can be styled any way you like.
- They are tangle-free and easy to comb through.
- They offer a silky smooth texture.

5 Reasons to Choose HairShop Hair Extensions

If you're considering hair extensions, especially for short hair, HairShop hair is a top choice. However, before making a decision, it's important to consider a few key factors to ensure you get the best results:

Hair Type

You can choose a variety of hair extensions type from the semi permanent such as Weft, Tape-ins, to the more permanent solutions as Keratin bonds in different tips as well as the temporary extensions like Clip-ins and Ponytail extensions. All available in different qualities and shades.

Lifestyle

Whether you're active, enjoy water sports, or have a busy schedule, your lifestyle plays a significant role in how you care for and maintain your extensions. Hair extensions are a long-term commitment, and it's always a good idea to seek expert advice to ensure they fit your lifestyle.

Budget

Investing in quality hair extensions can significantly enhance your confidence and appearance. Whether you're spending a few hundred dollars or more, it's important to see it as an investment in your overall look and well-being.

Matching Color or Texture

Whether your hair is curly, wavy, or straight, ensuring the extensions match your natural texture and color is crucial for a unified look. The perfect blend creates a flawless finish that is nearly indistinguishable from your own hair.

Maintenance

Proper care is essential to maintaining the longevity and appearance of your extensions. Understanding how to look after them will ensure they remain in excellent condition for as long as possible.

In the world of hair extensions, the golden rule is simple:

Perfection in matching is the key to creating a masterpiece.
When you achieve the right blend,
your hair transforms into a true work of art.



**What's
your hair
type?**

What's your hair type?

Thin	→ Tape or micro K-Tip
Thick	→ any kind of extensions
Straight Natural	→ Indonesian Hair
Very Straight	→ Premium
Curly	→ Need to custom made

**What's
your goal?**

How many packs of extensions do you need?

Add Volume?	→ Need 100gr
Add Length	→ Need 150gr
Add Volume + Length	→ Need 150gr - 200gr

**What's
your
lifestyle?**

What type of extensions suits you best?

Office girl, housewife	→ You fit with tape, weft
Doing water sport (1x week)	→ You fit with k-tip or microbeads
Gym everyday Watersport everyday	→ You fit with k-tip or microbeads
Often do ponytail	→ You fit with k-tip
Party girl and lazy to commit	→ You fit with clip-ins and ponytail

**What's
your
budget?**

What's best for your budget?

Reasonable budget	→ Indonesian Hair
Big Spent on Hair	→ Premium Hair

K-TIP EXTENSIONS



U-Tip



I-Tip



V-Tip



Keratin tip extensions are a long-lasting option, ideal for clients who enjoy water sports or often wear ponytails, offering both durability and comfort.

TAPE EXTENSIONS



Tape extensions are discreet and can last for several weeks. They are especially suitable for individuals with fine or thin hair, as they lie flat against the scalp for a natural look.

WEFT EXTENSIONS



Weft extensions are a great choice for those with thick hair, as they provide strong support for the weight of the extensions.

CLIP-INS EXTENSIONS & PONYTAIL



Clip-in & Ponytail extensions are a popular, easy-to-apply, and remove option. Perfect for those looking to change their hairstyle temporarily without long-term commitment. However, they may not be ideal for those with fine or thin hair, as they can appear bulky and visible.

Installation Time



→ 4-5 hours

I-Tip

use microbeads (no hot tools)



→ 4-5 hours

I-Tip U-Tip V-Tip

use keratin glue



→ 1,5 - 2 hours

Tape

use double sided tape



→ 3 hours

Weft

sew the hair, without hot tools



→ 30 minutes

Clip-Ins



→ 10 minute

Ponytail

Lifespan and Maintenance



I-Tip



use keratin glue



2-3 months.

With little maintenance



I-Tip



use microbeads (no hot tools)



2-3 months.

Can be moved closer to the scalp at 2 months. Hair can be re-used.



U-Tip



V-Tip



use keratin glue



2-3 months.

With little maintenance



Tape



use double sided tape



6-8 weeks OR
4-6 weeks if you swim a lot.

Depending on how often you shampoo. Hair can be re-used.



Weft



sew the hair, without hot tools



2 months.

Can be moved closer to the scalp at 2 months. Hair can be re-used.

How to Maintain Your Hair Extensions



Never sleep with wet extensions.
loose braid at night



Use sulphate free shampoo



Wash hair max 1-2 times a week



Always apply heat protections spray



Brush up to 3 times a day. From the bottom to the root



Minimize the use of hot styling tools



Do proper oiling on your hair extensions



Schedule maintenance every 6-8 weeks



THE SHAMPOO LOUNGE

Recommended Products for Hair Extensions



Sulfate Free Shampoo & Conditioner

Sulfate-free shampoo & conditioner for hair extensions are absolutely critical for your haircare routine. Using these products will help you avoid frizz, hair breakage, and generally unhealthy, dry hair.



Hair Oil

The hair oil is rich in avocado and grapeseed oils that offer a conditioning and nourishing effect from the lengths to the ends of the hair. This professional multi-care oil restores shine and suppleness to dry, damaged hair types whilst improving hair manageability.



Hair Mask

Use hair mask to nutritive your extensions everytime you wash your hair



Wet Brush

We recommend Wet Brush as your daily brush. Good to have two: one for using at home and the small one to put inside your bag, so you can brush your hair anywhere.



Silk Pillowcase

The smooth texture allows the fabric to glide against your hair cuticles, producing less friction than coarser fabrics that are more likely to snag hair. While silk does not outright prevent bedhead, the reduced friction can result in less tangling, frizziness, and breakage.



Silk Scrunchies

A silk scrunchie can prevent hair frizz and damage, lessen hair loss, maintain hairstyles overnight, prevent headaches, and provide an aesthetic touch to accessorize an outfit.

Tips Swimming with Extensions



Tips #1 Wear Swim Cap

One of the primary reasons for wearing a swim cap is to protect your hair from the harsh effects of chlorinated water and other pool chemicals, particularly chlorine. Chlorine, while essential for maintaining pool hygiene, can strip your hair from its natural oils.




THE SHAMPOO LOUNGE



Tips #2 Prepare Bottle Spray

Step 1.
Mix some conditioner with water inside the bottle. Spray your hair with conditioner + water



Loose Braids

Step 2.
After spray all over your hair, make a loose braids. Now you're ready to swim.



THE SHAMPOO LOUNGE



SEMINYAK

The Shampoo Lounge Seminyak

Raya Basangkasa No.8,
Seminyak, Bali,
Bali 80361

WhatsApp:
0853-3833-3338



SANUR

The Shampoo Lounge Sanur

Danau Tamblingan
No. 152C,
Sanur, Bali

WhatsApp:
0811 3960 4449



SAMARINDA

The Shampoo Lounge Samarinda

Depan Taman Cerdas
Jl. S. Parman No. 11B-D
Gn. Kelua, Sungai Pinang,
Samarinda 75117

WhatsApp:
081 155 310



MOSCOW

The Shampoo Lounge Moscow

2-ой Южнопортовый
пр-д, д.16 к. 8 Москва,
Россия БЦ Южный порт.

+7 (495) 225-49-34



HAIR EXTENSIONS FOR EVERYONE

